



**CHAIRE CONDITION AUTOCHTONE**  
Chaire de recherche du Canada sur la condition autochtone comparée

---

## **Nunavik Comparative Price Index 2006**

### **Complementary study**

**Magdalen Islands, Northern Québec, Lower North Shore  
(Abridged version)**

**Nick Bernard**

---

**Under the direction of Gérard Duhaime**

December 2006



The **Canada research chair on comparative aboriginal condition** is affiliated to the Centre interuniversitaire d'études et de recherches autochtones (CIÉRA) and to the Faculté des sciences sociales of Université Laval.

This report is an abridged version of the report study entitled *Indices comparatifs des prix du Nunavik 2006 — Complément d'étude – Îles-de-la-Madeleine, Nord-du-Québec, Basse-Côte-Nord*, originally published in French.

Address:

**Chaire de recherche du Canada sur la condition autochtone comparée**

Centre interuniversitaire d'études et de recherches autochtones  
Pavillon Charles-De Koninck  
Université Laval  
Québec, QC  
Canada G1K 7P4

Téléphone: (418) 656-7596  
Télécopieur: (418) 656-3023  
ciera@ciera.ulaval.ca

© Nick Bernard et Gérard Duhaime

ISBN : 2-921438-65-8

Dépôt légal: Bibliothèque nationale du Québec, 3<sup>e</sup> trimestre 2006  
Bibliothèque nationale du Canada, 3<sup>e</sup> trimestre 2006

## SUMMARY<sup>1</sup>

This complementary study under the *Nunavik Comparative Price Index 2006* compares the prices of 148 food products, 17 household products, 15 personal care products, 14 models of snowmobile, regular unleaded gasoline and certain hunting and fishing equipment in Nunavik and the Quebec City area with prices in three other regions of Québec: the Magdalen Islands, the James Bay area and the Lower North Shore.

The data collected under the *Nunavik Comparative Price Index 2006* were compared with prices gathered in Cap-aux-Meules, Matagami and La Romaine. The data collected are based on national socio-economic indicators as well as the goods, products and services list used by Statistics Canada to produce *The Consumer Price Index*. This method makes it possible to measure differences in prices of items sold in Nunavik, the Quebec City area and the three other regions contemplated under the complementary study.

The results of the complementary study demonstrate that all the products compared are, on average and to varying degrees, more expensive in Nunavik than in the other regions contemplated under the study.

---

<sup>1</sup> This report is an abridged version of the report study entitled *Indices comparatifs des prix du Nunavik 2006 — Complément d'étude – Îles-de-la-Madeleine, Nord-du-Québec, Basse-Côte-Nord*, originally published in French.

## RESULTS SUMMARY

### Nunavik Comparative Price Index 2006

#### Complementary Study – Magdalen Islands, James Bay area, Lower North Shore

##### Results Summary

|  | Average Price |                  |                |                  |             | Price Comparison with Québec City area |                  |                |                  |
|--|---------------|------------------|----------------|------------------|-------------|--|------------------|----------------|------------------|
|  | Nunavik       | Magdalen Islands | James Bay area | Lower North Sho. | Québec City | Nunavik                                | Magdalen Islands | James Bay area | Lower North Sho. |
|  | \$            | \$               | \$             | \$               | \$          | %                                      | %                | %              | %                |
| <b>Food</b>                                      | 5.27          | 3.58             | 3.49           | 3.93             | 3.30        | 60                                     | 9                | 6              | 19               |
| <b>Hunting and fishing</b>                       |               |                  |                |                  |             |  |                  |                |                  |
| Snowmobiles<br>(average price<br>of 14 models)   | 10 247        | n/a              | 8 782          | 9 105            | 8 809       | 16                                     | n/a              | (0)            | 3                |
| Regular unleaded<br>gasoline<br>(2005-2006)      | 1.44          | 1.01             | 0.970          | 1.20             | 0.978       | 47                                     | 3                | (0,8)          | 23               |
| Regular unleaded<br>gasoline<br>(September 2006) | 1.60          | 0.957            | 0.906          | 1.12             | 0.894       | 79                                     | 7                | 1              | 25               |
| <b>Household products</b>                        | 7.31          | 4.29             | 4.38           | 5.47             | 4.09        | 79                                     | 5                | 7              | 34               |
| <b>Personal care<br/>products</b>                | 6.89          | 5.36             | 5.27           | 6.50             | 4.89        | 41                                     | 10               | 8              | 33               |

n/a: Data not available

( ): Negative value

## TABLE OF CONTENTS

|  |     |
|--|-----|
| SUMMARY .....  | i   |
| RESULTS SUMMARY .....                                  | ii  |
| TABLE OF CONTENTS .....                                | iii |
| LIST OF FIGURES.....                                   | iv  |
| LIST OF TABLES .....                                   | v   |
| ACKNOWLEDGEMENTS .....                                 | vi  |
| INTRODUCTION.....                                      | 1   |
| 1.0 RÉSULTS.....                                       | 1   |
| 1.1 Food .....   | 1   |
| 1.2 Hunting and Fishing Activities .....               | 2   |
| 1.3 Household products and personal care products..... | 2   |
| CONCLUSION .....                                       | 3   |
| APPENDIX 1: Map of the visited towns .....             | 4   |
| APPENDIX 2: List of visited stores / dealers .....     | 6   |
| APPENDIX 3: Tables .....                               | 7   |

**LIST OF FIGURES**

Figure 1 Comparative price index and average price (\$) of 148 food products in Nunavik, the Magdalen Islands, the James Bay area, the Lower North Shore and the Québec City area, 2006 (Québec City = Index 100) ..... 1

Figure 2 Comparative price index and average price (\$) de 14 models of snowmobile in e Nunavik, the James Bay area, the Lower North Shore and the Québec City area, 2006 (Québec City = Index 100) ..... 2

Figure 3 Comparative price index and average price (\$) for regular unleaded gasoline in Nunavik, the Magdalen Islands, the James Bay area, the Lower North Shore and the Québec City area, 2006 (Québec City = Index 100) ..... 3

## LIST OF TABLES

|          |   |    |
|----------|---|----|
| Table 1  | Price comparison of 148 food products in Nunavik, the Magdalen Islands, the James Bay area, the Lower North Shore and the Québec City area, 2006 .....                                | 8  |
| Table 2  | Comparison of prices for the most popular snowmobile models between Kuujuaq, the Magdalen Islands, the James Bay area, the Lower North Shore and the Québec City area, 2006 .....     | 20 |
| Table 3  | Price comparison of gasoline price cost between Nunavik, the Magdalen Islands, the James Bay area, the Lower North Shore and the Québec City area, 2006 .....                         | 21 |
| Table 3a | Price comparison of gasoline price cost between Nunavik, the Magdalen Islands, the James Bay area, the Lower North Shore and the Québec City area, average price September 2006 ..... | 21 |
| Table 4  | Price comparison of various hunting and fishing gears between Nunavik, the Magdalen Islands, the James Bay area, the Lower North Shore and the Québec City area, 2006 .....           | 22 |
| Table 5  | Price comparison of 17 household products in Nunavik, the Magdalen Islands, the James Bay area, the Lower North Shore and the Québec City area, 2006 .....                            | 23 |
| Table 6  | Price comparison of 16 personal care products in Nunavik, the Magdalen Islands, the James Bay area, the Lower North Shore and the Québec City area, 2006 .....                        | 25 |

## ACKNOWLEDGEMENTS

Cette recherche a été réalisée grâce à la collaboration de l'Administration Régionale Kativik, de la Société Makivik et du ministère des Transports du Québec.

Des remerciements particuliers sont faits aux personnes suivantes : Caroline Vigneault et Josée Arseneault du ministère des Transports du Québec; Louis Vigneau du ministère des Transports aux Îles-de-la-Madeleine, Stéphane McKenzie de la Conférence régionale des élus de la Baie-James, Denis Stubbert et Louise Bellefleur du Conseil de bande des Innus de La Romaine; les gérants des épiceries Coop Unité et Marché Tradition de Cap-aux-Meules, Inter Marché et Marché Richelieu de Matagami et Northern Store, Magasin Henri Jennis et Kamatshenan de La Romaine; les propriétaires et gérants des magasins Mallard Chasse et pêche, Quincaillerie Rona et Intersport de Cap-aux-Meules et Nord-Sélect de Matagami; les concessionnaires IM Motosports de Cap-aux-Meules (Yamaha), les Ateliers Laforge Inc Sept-Îles, Sept-Îles Motosports, ainsi que Harricana Aventures, R.S. Lacroix, N. Paquin auto Inc. et Polaris-Motoneige (Polaris) de Amos; Jean-Pierre Garneau de la Chaire de recherche du Canada sur la condition autochtone comparée et Lise Fortin du Centre interuniversitaire d'études et de recherches autochtones (CIERA), tous deux à l'Université Laval.



## INTRODUCTION

This report is an abridged version of the report study entitled *Indices comparatifs des prix du Nunavik 2006 — Complément d'étude — Îles-de-la-Madeleine, Nord-du-Québec, Basse-Côte-Nord*, originally published in French, and which describes the methodological aspects.

## 1.0 RÉSULTS

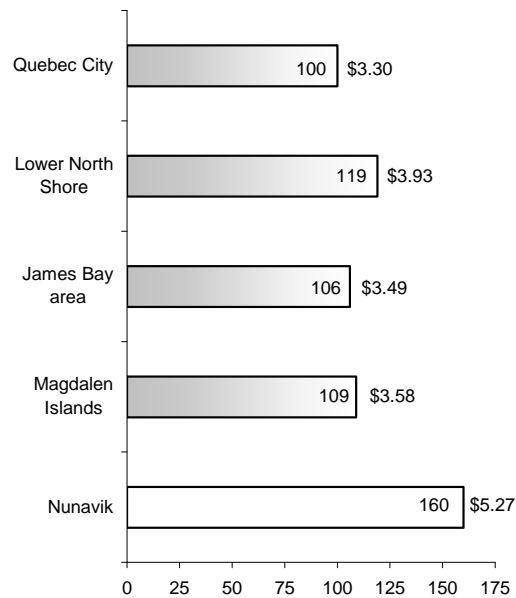
### 1.1 Food

The complementary study is based on the interregional comparison of 148 food products that were available in the three regions contemplated under the complementary agreement. Designating the Quebec City area as the reference region (index 100), the complementary study shows that a food basket which costs \$100 in the Quebec City area, is \$160 in Nunavik, \$109 on the Magdalen Islands, \$106 in the James Bay area and \$119 along the Lower North Shore. (Figure 1, Table 1).

As was the case under the NCPI 2006, these results should be interpreted carefully for two reasons. First, they are based on the assumption that the same products are typically purchased by households in the five regions contemplated under the study; this assumption has not yet been verified.

Figure 1

**Comparative price index and average price (\$) of 148 food products in Nunavik, the Magdalen Islands, the James Bay area, the Lower North Shore and the Quebec City area, 2006 (Quebec City = Index 100)**



Secondly, the results were obtained without the application of weighting, which is to say without taking into consideration the importance of each product in different households; the relative importance of products has also not yet been verified.

The comparative analysis of prices demonstrates that the vast majority of food products are more expensive in Nunavik than in the other regions contemplated under the complementary study.

### 1.2 Hunting and Fishing Activities

Snowmobiles are one of the most important pieces of equipment used by residents in Nunavik as well as in La Romaine, where this means of transportation is used for a good part of each year.

The comparative price index is based on the average price of 14 models sold by four different manufacturers. The index is 116 for Nunavik (index for Kuujuaq), 103 for the Lower North Shore and 100 for the James Bay area (shipping and pre-delivery inspection included, taxes not included) (Figure 3 and Table 2).

Snowmobile operation costs are also higher in Nunavik due to the price of gasoline which between September 1, 2005 and August 31, 2006 sold for \$1.44 per litre in Nunavik compared with \$1.20 along the Lower North Shore, \$1.01 on the Magdalen Islands, 97.0¢ in the James Bay area and 97.8¢ in the Quebec City area. The comparative price index for gasoline is respectively 147, 123, 103 and 100.

Moreover, it may be noted that in Nunavik in September 2006, following the most recent delivery of gasoline, prices for the next 12 months were set at \$1.69 per litre in the villages serviced by Shell Canada and \$1.57 per litre in the villages serviced by the Federation of Co-operatives of the James Bay area (average price, \$1.60). This new average price represents an increase of 11% compared with last year, even while the price of gasoline is dropping in the Quebec City area. Between September 13 and October 3, 2006, weekly data collected in the three regions contemplated under the complementary study demonstrate that the average price of gasoline is 95.7¢ on the Magdalen Islands, 90.6¢ in the James Bay area,

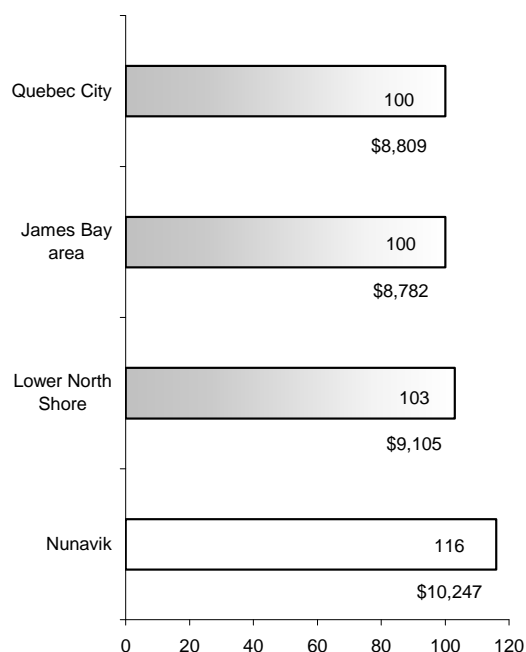
\$1.12 along the Lower North Shore and 89.4¢ in the Quebec City area (Figure 5, Table 3a).

A few further products were also systematically compared under the complementary study. These products included propane and camping fuel, flashlights and a few calibres of ammunition (Table 4). As well, the range of firearms used and available in the three regions contemplated under the complementary study would have required the collection of new data in Nunavik and the Quebec City area

### 1.3 Household products and personal care products

The study demonstrates that in comparison with the Quebec City area household products are, on average, 79% more expensive in Nunavik, 5% more expensive on the Magdalen Islands, 7% more expensive in Matagami and 34% more expensive in La Romaine (Table 5).

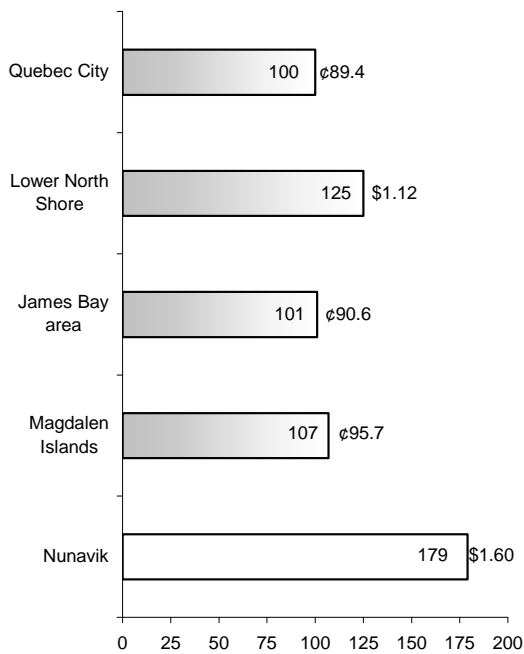
**Figure 2**  
**Comparative price index and average price (\$) of 14 models of snowmobile in Nunavik, the James Bay area, the Lower North Shore and in the Quebec City area, 2006**  
**(Quebec City = Index 100)**



As for personal care products, the index for each region is 141 for Nunavik, 110 for the Magdalen Islands, 108 for the James Bay area and 133 for the Lower North Shore (Table 6).

**Figure 3**

**Comparative price index and average price (\$) for regular unleaded gasoline in Nunavik, the Magdalen Islands, the James Bay area, the Lower North Shore and the Quebec City area, between September 13 and October 2, 2006 (Quebec City = Index 100)**



## CONCLUSION

The comparisons carried out under the complementary study demonstrate that, on average, the products examined are more expensive in Nunavik. Furthermore, in the case of taxable goods, Nunavik residents pay an increased share of tax as it applicable to a higher retail price.

Similar to observations made under the NCPI 2006, one of the greatest disadvantages faced by Nunavimmiut is the absence of a genuine consumer market like that found in the Quebec City area, as well as on the Magdalen Islands, in the James Bay area and along the Lower North Shore. Discussions held with key informants in the three regions contemplated under the complementary study suggest that the residents of these regions are able to increase their consumer options by “going down” to Amos or Rouyn; or via continual, well-established maritime and air links with the continent; or via snowmobile trails to Route 138 and Québec’s road network.

The results of this complementary comparative price index for Nunavik will hopefully contribute to the development of corrective public policies. Although the parameters of the complementary study did not make it possible to identify the reasons for these regional differences, shipping costs could be seen as an important part of the problem. In this respect, a study of the impacts of transportation costs on products consumed in these regions could clarify this situation, and would permit public policies developed from the conclusions presented herein to be based on comprehensive information.

**APPENDIX 1: Map of the visited towns**



## **APPENDIX 2: List of visited stores / dealers**

### **Cap-aux-Meules :**

- COOP Unité
- Marché Tradition
- Mallard chasse et pêche
- Quincaillerie RONA
- Intersport
- IM Motosports - Yamaha
- Produits pétroliers Irving de Cap-aux-Meules

### **Matagami**

- Inter Marché
- Marché Richelieu
- Nord Sélect de Matagami
- Détaillant Esso
- Harricana Aventures -Yamaha (Amos)
- R.S. Lacroix - Arctic Cat (Amos)
- N. Paquin auto Inc. – Bombardier (Amos)
- Polaris-Motoneiges (Amos)

### **La Romaine**

- Northern Store
- Kamatshenan
- Magasin Henri Jennisde Matagami
- Les Ateliers Laforge Inc. - Bombardier, Polaris (Sept-Îles)
- Sept-Îles Motosports - Yamaha, Arctic Cat (Sept-Îles)
- Transport du Nord (Sept-Iles)

**APPENDIX 3: Tables**

**Table 1 - Price comparison of 148 food products in Nunavik, the Magdalen Islands, the James Bay area, the Lower North Shore and the Québec City area, 2006**

| Main Food Product Categories<br>Secondary Food Product Categories<br>Characteristics of Products | Average Price in Grocery Stores |                  |                   |                |             | Price difference with the Québec City area |                  |                   |                |
|--|---------------------------------|------------------|-------------------|----------------|-------------|--|------------------|-------------------|----------------|
|  | Nunavik                         | Magdalen Islands | Lower North Shore | James Bay area | Québec City | Nunavik                                    | Magdalen Islands | Lower North Shore | James Bay area |
|  | (\$)                            | (\$)             | (\$)              | (\$)           | (\$)        | (%)  | (%)              | (%)               | (%)            |
| <b>1- Meat - Fresh and Frozen</b>  |                                 |                  |                   |                |             |  |                  |                   |                |
| <b>Beef</b>  |                                 |                  |                   |                |             |  |                  |                   |                |
| Lean ground beef (\$/kg)   | 9,47                            | 7,52             | 8,85              | 6,52           | 8,19        | 15,60                                      | (8,15)           | 8,09              | (20,37)        |
| T-bone steak (\$/kg)   | 26,73                           | 26,43            | 21,20             | 24,89          | 20,37       | 31,24                                      | 29,77            | 4,09              | 22,20          |
| <b>Chicken</b>   |                                 |                  |                   |                |             |  |                  |                   |                |
| Chicken whole grade "A" (\$/kg)  | 9,75                            | 5,65             | 6,15              | 4,39           | 4,16        | 134,75                                     | 35,98            | 47,89             | 5,66           |
| Chicken breast boneless skinless (\$/kg)   | 20,91                           | 13,99            | 12,74             | 13,21          | 16,56       | 26,31                                      | (15,49)          | (23,04)           | (20,21)        |
| Chicken legs back on (\$/kg)   | 6,87                            | 3,58             | 4,99              | 3,89           | 3,06        | 124,38                                     | 16,83            | 63,07             | 27,12          |
| <b>Pork</b>  |                                 |                  |                   |                |             |  |                  |                   |                |
| Pork loin chops (\$/kg)  | 13,75                           | 7,52             | 10,90             | 7,04           | 6,94        | 98,20                                      | 8,40             | 57,05             | 1,41           |
| Loin roast (\$/kg)   | 8,96                            | 11,99            | 7,34              | 9,46           | 7,86        | 14,07                                      | 52,59            | (6,59)            | 20,33          |
| <b>2 - Fresh Fruits</b>  |                                 |                  |                   |                |             |  |                  |                   |                |
| <b>Apples</b>  |                                 |                  |                   |                |             |  |                  |                   |                |
| MacIntosh (\$/kg)  | 4,05                            | 4,25             | 2,99              | 3,51           | 2,63        | 54,16                                      | 61,71            | 13,90             | 33,52          |
| Royal Gala (\$/kg)   | 4,35                            | 4,28             | 3,09              | 4,28           | 3,29        | 32,36                                      | 30,29            | (5,94)            | 30,29          |
| Granny Smith (\$/kg)   | 4,69                            | 4,34             | 2,99              | 4,28           | 3,75        | 24,82                                      | 15,63            | (20,34)           | 14,03          |
| <b>Bananas</b>   |                                 |                  |                   |                |             |  |                  |                   |                |
| Dole (\$/kg)   | 3,04                            | 1,98             | 1,70              | 2,07           | 1,19        | 155,46                                     | 65,97            | 42,86             | 73,95          |
| <b>Grapes</b>  |                                 |                  |                   |                |             |  |                  |                   |                |
| Red - seedless   | 8,36                            | 7,73             | 5,69              | 8,25           | 5,16        | 62,02                                      | 49,81            | 10,27             | 59,79          |
| <b>Oranges</b>   |                                 |                  |                   |                |             |  |                  |                   |                |
| Oranges (\$/kg)  | 4,12                            | 3,09             | 3,99              | 2,92           | 2,28        | 80,28                                      | 35,38            | 74,81             | 27,71          |
| Oranges - Clementine (\$/kg)   | 6,34                            | 7,05             | 4,50              | 5,49           | 4,28        | 48,19                                      | 64,91            | 5,26              | 28,42          |

**Table 1 - Price comparison of 148 food products in Nunavik, the Magdalen Islands, the James Bay area, the Lower North Shore and the Québec City area, 2006 (continued)**

| Main Food Product Categories<br>Secondary Food Product Categories<br>Characteristics of Products | Average Price in Grocery Stores |                  |                   |                |             | Price difference with the Québec City area |                  |                   |                |
|--|---------------------------------|------------------|-------------------|----------------|-------------|--|------------------|-------------------|----------------|
|  | Nunavik                         | Magdalen Islands | Lower North Shore | James Bay area | Québec City | Nunavik                                    | Magdalen Islands | Lower North Shore | James Bay area |
|  | (\$)                            | (\$)             | (\$)              | (\$)           | (\$)        | (%)  | (%)              | (%)               | (%)            |
| <b>Other fruits</b>  |                                 |                  |                   |                |             |  |                  |                   |                |
| Grapefruit (each)  | 1,39                            | 1,49             | 0,99              | 1,35           | 1,62        | (14,06)                                    | (7,88)           | (38,79)           | (16,85)        |
| Kiwis (each)   | 0,78                            | 0,37             | 0,49              | 0,42           | 0,50        | 56,00                                      | (27,00)          | (2,00)            | (17,00)        |
| <b>3 - Fresh vegetables</b>  |                                 |                  |                   |                |             |  |                  |                   |                |
| <b>Carrots</b>   |                                 |                  |                   |                |             |  |                  |                   |                |
| Bag (2 lb.)  | 2,52                            | 2,19             | 1,36              | 2,19           | 1,99        | 26,38                                      | 10,05            | (31,83)           | 10,05          |
| Mini-Carrots (340 g)   | 2,80                            | 2,04             | 1,79              | 1,79           | 1,77        | 58,36                                      | 15,58            | 1,42              | 1,42           |
| <b>Celery</b>  |                                 |                  |                   |                |             |  |                  |                   |                |
| Stalk  | 3,13                            | 2,39             | 1,64              | 1,99           | 1,89        | 65,61                                      | 26,46            | (13,23)           | 5,29           |
| <b>Green cabbage</b>   |                                 |                  |                   |                |             |  |                  |                   |                |
| cabbage (\$/kg)  | 3,44                            | 2,29             | 3,28              | 1,85           | 2,12        | 62,26                                      | 8,02             | 54,72             | (12,74)        |
| <b>Green peppers</b>   |                                 |                  |                   |                |             |  |                  |                   |                |
| pepper (\$/kg)   | 6,25                            | 4,28             | 3,85              | 5,82           | 4,35        | 43,68                                      | (1,61)           | (11,49)           | 33,79          |
| <b>Lettuce</b>   |                                 |                  |                   |                |             |  |                  |                   |                |
| Iceberg (each)   | 2,52                            | 2,89             | 1,97              | 1,94           | 1,79        | 40,78                                      | 61,45            | 10,06             | 8,38           |
| <b>White onions</b>  |                                 |                  |                   |                |             |  |                  |                   |                |
| bag (2 lb.)  | 2,61                            | 1,74             | 1,54              | 1,74           | 1,62        | 61,73                                      | 7,74             | (4,64)            | 7,74           |
| <b>White potatoes</b>  |                                 |                  |                   |                |             |  |                  |                   |                |
| bag (5 lb.)  | 7,67                            | 4,09             | 2,94              | 4,24           | 3,49        | 119,63                                     | 17,19            | (15,76)           | 21,49          |



**Table 1 - Price comparison of 148 food products in Nunavik, the Magdalen Islands, the James Bay area, the Lower North Shore and the Québec City area, 2006 (continued)**

| Main Food Product Categories<br>Secondary Food Product Categories<br>Characteristics of Products | Average Price in Grocery Stores |                  |                   |                |             | Price difference with the Québec City area |                  |                   |                |
|--|---------------------------------|------------------|-------------------|----------------|-------------|--|------------------|-------------------|----------------|
|  | Nunavik                         | Magdalen Islands | Lower North Shore | James Bay area | Québec City | Nunavik                                    | Magdalen Islands | Lower North Shore | James Bay area |
|  | (\$)                            | (\$)             | (\$)              | (\$)           | (\$)        | (%)  | (%)              | (%)               | (%)            |
| <b>4 - Dairy products and eggs</b>   |                                 |                  |                   |                |             |  |                  |                   |                |
| <b>Butter</b>  |                                 |                  |                   |                |             |  |                  |                   |                |
| Average (454 g)  | 6,16                            | 4,74             | 4,74              | 4,99           | 4,65        | 32,47                                      | 1,94             | 1,94              | 7,31           |
| <b>Eggs</b>  |                                 |                  |                   |                |             |  |                  |                   |                |
| Average - Large size (1 dz)  | 3,87                            | 2,85             | 3,39              | 3,07           | 2,74        | 41,24                                      | 4,01             | 23,72             | 12,04          |
| <b>Evaporated milk</b>   |                                 |                  |                   |                |             |  |                  |                   |                |
| Nestlé Carnation (385 ml)  | 2,60                            | 2,04             | 2,00              | 1,77           | 1,72        | 51,16                                      | 18,60            | 16,28             | 2,91           |
| <b>Margarine</b>   |                                 |                  |                   |                |             |  |                  |                   |                |
| Becel (454 g)  | 4,42                            | 3,04             | 3,14              | 2,89           | 2,87        | 54,33                                      | 6,11             | 9,71              | 0,87           |
| Lactantia (454 g)  | 2,49                            | 1,94             | 2,84              | 2,07           | 1,92        | 29,46                                      | 0,87             | 47,66             | 7,63           |
| <b>Milk 2%</b>   |                                 |                  |                   |                |             |  |                  |                   |                |
| Average (1 litre)  | 3,40                            | 2,01             | 1,99              | 1,78           | 1,71        | 98,83                                      | 17,54            | 16,37             | 4,09           |
| Average (2 litres)   | 6,37                            | 3,94             | 3,90              | 3,42           | 3,26        | 95,40                                      | 20,86            | 19,63             | 4,91           |
| <b>Milk 3,25%</b>  |                                 |                  |                   |                |             |  |                  |                   |                |
| Average (1 litre)  | 3,48                            | 2,08             | 2,09              | 1,84           | 1,77        | 96,61                                      | 17,51            | 18,08             | 3,95           |
| Average (2 litres)   | 6,59                            | 4,12             | 4,02              | 3,52           | 3,33        | 97,90                                      | 23,72            | 20,72             | 5,71           |
| <b>Partly skimmed milk 2%</b>  |                                 |                  |                   |                |             |  |                  |                   |                |
| Grand Pré (1 litre)  | 3,26                            | 2,31             | 3,01              | 2,72           | 2,64        | 23,48                                      | (12,50)          | 14,02             | 3,03           |
| <b>Processed cheese slices</b>   |                                 |                  |                   |                |             |  |                  |                   |                |
| Kraft Singles (24 slices, 500 g)   | 8,07                            | 5,89             | 6,60              | 5,44           | 5,17        | 56,28                                      | 14,04            | 27,78             | 5,32           |

**Table 1 - Price comparison of 148 food products in Nunavik, the Magdalen Islands, the James Bay area, the Lower North Shore and the Québec City area, 2006 (continued)**

| Main Food Product Categories<br>Secondary Food Product Categories<br>Characteristics of Products | Average Price in Grocery Stores |                  |                   |                |             | Price difference with the Québec City area |                  |                   |                |
|--|---------------------------------|------------------|-------------------|----------------|-------------|--|------------------|-------------------|----------------|
|  | Nunavik                         | Magdalen Islands | Lower North Shore | James Bay area | Québec City | Nunavik                                    | Magdalen Islands | Lower North Shore | James Bay area |
|  | (\$)                            | (\$)             | (\$)              | (\$)           | (\$)        | (%)  | (%)              | (%)               | (%)            |
| <b>5 - Frozen products</b>   |                                 |                  |                   |                |             |  |                  |                   |                |
| <b>Batter-coated weiners</b>   |                                 |                  |                   |                |             |  |                  |                   |                |
| Pogo - Original (4 units, 300 g)   | 5,88                            | 4,33             | 4,39              | 3,99           | 3,89        | 51,16                                      | 11,31            | 12,85             | 2,57           |
| <b>Chicken wings</b>   |                                 |                  |                   |                |             |  |                  |                   |                |
| Flamingo - B.B.Q. (650 g)  | 15,88                           | 12,69            | 13,69             | 12,19          | 12,09       | 31,32                                      | 4,96             | 13,23             | 0,83           |
| <b>Fish sticks</b>   |                                 |                  |                   |                |             |  |                  |                   |                |
| Highliner (700 g)  | 9,17                            | 6,09             | 7,09              | 6,09           | 5,34        | 71,72                                      | 14,04            | 32,77             | 14,04          |
| <b>Frozen dinners</b>  |                                 |                  |                   |                |             |  |                  |                   |                |
| Stouffer's - Chicken Chow Mein (241 g)   | 5,94                            | 4,08             |                   | 4,04           | 3,57        | 66,62                                      | 14,45            |                   | 13,32          |
| Swanson - Fried Chicken 280 g)   | 6,03                            | 3,67             | 4,64              | 3,79           | 3,49        | 72,64                                      | 5,16             | 32,95             | 8,60           |
| Swanson - Beef Dinner (325 g)  | 5,71                            | 3,67             | 4,67              | 3,94           | 3,49        | 63,67                                      | 5,16             | 33,81             | 12,89          |
| <b>Frozen French Fries</b>   |                                 |                  |                   |                |             |  |                  |                   |                |
| McCain - Supercrisps Tasti Tater (1 kg)  | 5,59                            | 3,04             | 5,25              | 3,17           | 2,99        | 86,96                                      | 1,67             | 75,59             | 6,02           |
| McCain- Regular smile (750 g)  | 5,32                            | 3,34             | 3,69              | 3,29           | 2,99        | 78,04                                      | 11,71            | 23,41             | 10,03          |
| <b>Frozen Pizzas</b>   |                                 |                  |                   |                |             |  |                  |                   |                |
| McCain - Deep & Delicious (8) (820 g)  | 11,92                           | 7,69             | 11,39             | 7,19           | 7,39        | 61,34                                      | 4,06             | 54,13             | (2,71)         |
| McCain - Pizza Pockets Pep. or Del. (400 g)  | 5,27                            | 3,65             | 3,79              | 3,69           | 2,99        | 76,37                                      | 22,07            | 26,76             | 23,41          |
| <b>Grilled fillets</b>   |                                 |                  |                   |                |             |  |                  |                   |                |
| Bluewater Seafoods Salmon grilled lemon & herbs (215 g)  | 5,69                            | 3,69             | 4,29              | 3,83           | 3,59        | 58,50                                      | 2,79             | 19,50             | 6,69           |

**Table 1 - Price comparison of 148 food products in Nunavik, the Magdalen Islands, the James Bay area, the Lower North Shore and the Québec City area, 2006 (continued)**

| Main Food Product Categories<br>Secondary Food Product Categories<br>Characteristics of Products | Average Price in Grocery Stores |                  |                   |                |             | Price difference with the Québec City area |                  |                   |                |
|--|---------------------------------|------------------|-------------------|----------------|-------------|--|------------------|-------------------|----------------|
|  | Nunavik                         | Magdalen Islands | Lower North Shore | James Bay area | Québec City | Nunavik                                    | Magdalen Islands | Lower North Shore | James Bay area |
|  | (\$)                            | (\$)             | (\$)              | (\$)           | (\$)        | (%)  | (%)              | (%)               | (%)            |
| <b>6 - Canned meat and meat preparations</b>   |                                 |                  |                   |                |             |  |                  |                   |                |
| <b>Luncheon meat</b>   |                                 |                  |                   |                |             |  |                  |                   |                |
| Kam - Original (340 g)   | 4,35                            | 3,07             | 3,89              | 3,02           | 2,89        | 50,42                                      | 6,23             | 34,60             | 4,50           |
| Klik - "our premium pork" (340 g)  | 4,04                            | 3,38             | 2,99              | 3,01           | 2,82        | 43,59                                      | 20,07            | 6,22              | 6,93           |
| <b>Wieners</b>   |                                 |                  |                   |                |             |  |                  |                   |                |
| Average all mainstream brand (450 g)   | 5,21                            | 2,89             | 3,02              | 2,75           | 2,83        | 84,10                                      | 2,12             | 6,71              | (2,83)         |
| <b>7 - Fish and other marine products</b>  |                                 |                  |                   |                |             |  |                  |                   |                |
| <b>Flaked white tuna in water</b>  |                                 |                  |                   |                |             |  |                  |                   |                |
| Ocean's (170 g)  | 2,29                            | 1,43             | 1,69              | 1,39           | 1,19        | 92,44                                      | 20,17            | 42,02             | 16,81          |
| <b>Sardines</b>  |                                 |                  |                   |                |             |  |                  |                   |                |
| Brunswick - Canadian sardines in soya oil (106   | 1,50                            | 1,12             | 1,16              | 0,98           | 1,04        | 33,93                                      | (3,45)           | 18,37             | (5,77)         |
| <b>8 - Bakery and other cereal products</b>  |                                 |                  |                   |                |             |  |                  |                   |                |
| <b>Baking powder</b>   |                                 |                  |                   |                |             |  |                  |                   |                |
| Magic (225 g)  | 4,37                            | 3,27             | 3,83              | 3,79           | 3,19        | 36,99                                      | 2,51             | 20,06             | 18,81          |
| Magic (450 g)  | 6,89                            | 5,27             | 5,92              | 5,49           | 5,14        | 34,05                                      | 2,53             | 15,18             | 6,81           |
| <b>Cookies</b>   |                                 |                  |                   |                |             |  |                  |                   |                |
| Christie - Pirate (350 g)  | 6,00                            | 4,19             | 4,65              | 3,59           | 3,49        | 71,97                                      | 20,06            | 33,24             | 2,87           |
| Christie - Chips Ahoy! (350 g)   | 5,28                            | 4,19             | 4,24              | 3,59           | 3,47        | 52,46                                      | 20,92            | 22,37             | 3,61           |

**Table 1 - Price comparison of 148 food products in Nunavik, the Magdalen Islands, Northern Québec, the Lower North Shore and the Québec City area, 2006 (continued)**

| Main Food Product Categories<br>Secondary Food Product Categories<br>Characteristics of Products | Average Price in Grocery Stores |                  |                   |                |             | Price difference with the Québec City area |                  |                   |                |
|--|---------------------------------|------------------|-------------------|----------------|-------------|--|------------------|-------------------|----------------|
|  | Nunavik                         | Magdalen Islands | Lower North Shore | James Bay area | Québec City | Nunavik                                    | Magdalen Islands | Lower North Shore | James Bay area |
|  | (\$)                            | (\$)             | (\$)              | (\$)           | (\$)        | (%)  | (%)              | (%)               | (%)            |
| <b>Crackers</b>  |                                 |                  |                   |                |             |  |                  |                   |                |
| Christie - Premium Plus Crackers (225 g)   | 4,29                            | 2,97             | 3,89              | 3,08           | 2,79        | 53,58                                      | 6,45             | 39,43             | 10,39          |
| Christie - Premium Plus Crackers (450 g)   | 5,90                            | 4,61             | 5,40              | 4,54           | 3,99        | 47,98                                      | 15,54            | 35,25             | 13,78          |
| Christie - Ritz Crackers (225 g)   | 3,74                            | 2,47             | 2,70              | 2,25           | 2,34        | 59,69                                      | 5,56             | 15,17             | (3,85)         |
| Christie - Ritz Crackers (450 g)   | 4,58                            | 3,17             | 3,89              | 2,99           | 2,79        | 64,28                                      | 13,62            | 39,43             | 7,17           |
| <b>White bread</b>   |                                 |                  |                   |                |             |  |                  |                   |                |
| Average for 675 g (all brands included)  | 3,46                            | 2,59             | 2,98              | 2,49           | 2,49        | 38,96                                      | 4,02             | 19,68             | -              |
| <b>9 - Pasta products</b>  |                                 |                  |                   |                |             |  |                  |                   |                |
| <b>Macaroni</b>  |                                 |                  |                   |                |             |  |                  |                   |                |
| Catelli (500 g)  | 2,40                            | 1,68             | 2,02              | 1,72           | 1,54        | 56,06                                      | 9,09             | 31,17             | 11,69          |
| Catelli (900 g)  | 3,83                            | 2,35             | 3,18              | 2,40           | 1,99        | 92,66                                      | 17,84            | 59,55             | 20,60          |
| Catelli (2 kg)   | 6,97                            | 3,98             | 5,70              | 4,25           | 3,66        | 90,61                                      | 8,84             | 55,88             | 16,23          |
| <b>Macaroni &amp; cheese</b>   |                                 |                  |                   |                |             |  |                  |                   |                |
| Kraft - Kraft Dinner "The original" (225 g)  | 2,00                            | 1,53             | 1,63              | 1,34           | 1,14        | 75,44                                      | 34,21            | 42,98             | 17,54          |
| <b>Pasta in sauce</b>  |                                 |                  |                   |                |             |  |                  |                   |                |
| Betty Crocker - Hamburger Helper - (200 g)   | 3,87                            | 2,66             | 3,37              | 2,49           | 2,59        | 49,34                                      | 2,70             | 30,12             | (3,86)         |
| Chef Boyardee - Beefaroni (425 g)  | 2,64                            | 1,89             | 2,12              | 1,94           | 1,77        | 49,41                                      | 7,08             | 20,11             | 9,92           |
| Heinz - Alpha-getti (398 ml)   | 2,29                            | 1,43             | 1,86              | 1,39           | 1,34        | 70,65                                      | 6,72             | 38,81             | 3,73           |
| <b>Spaghetti</b>   |                                 |                  |                   |                |             |  |                  |                   |                |
| Catelli (500 g)  | 2,46                            | 1,68             | 1,98              | 1,72           | 1,56        | 58,03                                      | 7,92             | 26,98             | 10,49          |
| Catelli (900 g)  | 3,86                            | 2,35             | 2,93              | 2,40           | 1,87        | 106,70                                     | 25,74            | 56,84             | 28,69          |
| Catelli (2 kg)   | 7,23                            | 3,98             | 5,82              | 4,25           | 3,02        | 139,14                                     | 31,64            | 92,50             | 40,57          |

**Table 1 - Price comparison of 148 food products in Nunavik, the Magdalen Islands, the James Bay area, the Lower North Shore and the Québec City area, 2006 (continued)**

| Main Food Product Categories<br>Secondary Food Product Categories<br>Characteristics of Products | Average Price in Grocery Stores |                  |                   |                |             | Price difference with the Québec City area |                  |                   |                |
|--|---------------------------------|------------------|-------------------|----------------|-------------|--|------------------|-------------------|----------------|
|  | Nunavik                         | Magdalen Islands | Lower North Shore | James Bay area | Québec City | Nunavik                                    | Magdalen Islands | Lower North Shore | James Bay area |
|  | (\$)                            | (\$)             | (\$)              | (\$)           | (\$)        | (%)  | (%)              | (%)               | (%)            |
| <b>10 - Cereal grains and other cereal products</b>  |                                 |                  |                   |                |             |  |                  |                   |                |
| <b>Cake Mix</b>  |                                 |                  |                   |                |             |  |                  |                   |                |
| Betty Crocker - Sup. Moist Cake Mix (510 g)  | 3,24                            | 1,89             | 2,43              | 1,99           | 1,77        | 83,33                                      | 7,08             | 37,68             | 12,75          |
| Duncan Hines - Moist Del. Cake Mix (515 g)   | 3,01                            | 1,99             | 2,43              | 1,69           | 1,77        | 70,35                                      | 12,75            | 37,68             | (4,25)         |
| <b>Cereals</b>   |                                 |                  |                   |                |             |  |                  |                   |                |
| Kellogg's - Froot Loops Cereals (275 g)  | 5,76                            | 4,19             | 4,59              | 4,19           | 3,59        | 60,35                                      | 16,71            | 27,86             | 16,71          |
| Kellogg's - Variety Pack (8 units) (275 g)   | 7,02                            | 5,43             | 6,32              | 5,09           | 4,99        | 40,61                                      | 8,82             | 26,65             | 2,00           |
| <b>Flour</b>   |                                 |                  |                   |                |             |  |                  |                   |                |
| Five Roses - All-purp. Flour White (2,5 kg)  | 7,95                            | 4,71             | 6,62              | 4,69           | 4,22        | 88,61                                      | 11,63            | 57,06             | 11,27          |
| Five Roses - All-purp. Flour White (10 kg)   | 18,44                           | 9,44             | 13,93             | 10,89          | 8,99        | 105,12                                     | 5,01             | 54,91             | 21,13          |
| Robin Hood - All-purp. Flour White (2,5 kg)  | 9,56                            | 5,27             | 6,59              | 4,87           | 4,62        | 107,04                                     | 14,08            | 42,80             | 5,53           |
| <b>Instant rice</b>  |                                 |                  |                   |                |             |  |                  |                   |                |
| Kraft - Minute Rice (350 g)  | 3,30                            | 2,29             | 2,66              | 2,32           | 2,59        | 27,58                                      | (11,58)          | 2,57              | (10,42)        |
| Kraft - Minute Rice (700 g)  | 5,86                            | 4,14             | 4,84              | 4,02           | 3,77        | 55,56                                      | 9,96             | 28,64             | 6,77           |
| Uncle Ben's - Converted (900 g)  | 6,99                            | 4,40             | 5,09              | 4,29           | 4,12        | 69,52                                      | 6,71             | 23,52             | 4,04           |
| Dainty - Inst. Flavor Rice (350 g)   | 2,52                            | 1,44             | 1,92              | 1,34           | 1,09        | 131,35                                     | 32,11            | 76,15             | 22,94          |
| <b>11 - Fruit juice</b>  |                                 |                  |                   |                |             |  |                  |                   |                |
| <b>Juice</b>   |                                 |                  |                   |                |             |  |                  |                   |                |
| Oasis - Apple Juice (960 ml)   | 2,98                            | 1,78             | 2,01              | 1,64           | 1,45        | 105,93                                     | 22,84            | 39,10             | 13,49          |
| Ocean Spray - Cranberry cocktail (1,89 l)  | 10,89                           | 4,29             | 5,62              | 4,34           | 4,02        | 171,23                                     | 6,85             | 39,98             | 8,09           |
| McCain - Apple juice (1 l)   | 3,68                            | 1,73             | 1,99              | 1,39           | 1,29        | 184,88                                     | 33,72            | 54,26             | 7,75           |
| <b>Juice Boxes</b>   |                                 |                  |                   |                |             |  |                  |                   |                |
| Del Monte - Orange juice (3x250 ml)  | 4,39                            | 1,63             | 2,29              | 1,59           | 1,32        | 233,84                                     | 23,95            | 74,14             | 20,91          |
| Oasis - 100% pure orange (3x200 ml)  | 3,03                            | 1,61             | 2,01              | 1,52           | 1,42        | 112,88                                     | 13,11            | 41,45             | 6,79           |

**Table 1 - Price comparison of 148 food products in Nunavik, the Magdalen Islands, the James Bay area, the Lower North Shore and the Québec City area, 2006 (continued)**

| Main Food Product Categories<br>Secondary Food Product Categories<br>Characteristics of Products | Average Price in Grocery Stores |                  |                   |                |             | Price difference with the Québec City area |                  |                   |                |
|--|---------------------------------|------------------|-------------------|----------------|-------------|--|------------------|-------------------|----------------|
|  | Nunavik                         | Magdalen Islands | Lower North Shore | James Bay area | Québec City | Nunavik                                    | Magdalen Islands | Lower North Shore | James Bay area |
|  | (\$)                            | (\$)             | (\$)              | (\$)           | (\$)        | (%)  | (%)              | (%)               | (%)            |
| <b>12 - Canned fruits and fruit preparation</b>  |                                 |                  |                   |                |             |  |                  |                   |                |
| <b>Apples sauce</b>  |                                 |                  |                   |                |             |  |                  |                   |                |
| Mott's - Homestyle Apple Sauce (796 ml)  | 5,76                            | 2,29             | 2,35              | 2,07           | 1,99        | 189,28                                     | 15,08            | 18,09             | 4,02           |
| <b>Fruit cocktail</b>  |                                 |                  |                   |                |             |  |                  |                   |                |
| Del Monte (398 ml)   | 3,16                            | 2,30             | 2,64              | 2,15           | 2,42        | 30,48                                      | (4,96)           | 9,09              | (11,16)        |
| <b>Fruit cups</b>  |                                 |                  |                   |                |             |  |                  |                   |                |
| Del Monte - 4 cans (4 x 112,5 g)   | 5,33                            | 3,58             | 3,70              | 3,09           | 2,79        | 91,04                                      | 28,32            | 32,62             | 10,75          |
| <b>Mandaribe Oranges</b>   |                                 |                  |                   |                |             |  |                  |                   |                |
| Clover Leaf (284 ml)   | 1,80                            | 1,07             | 1,27              | 1,79           | 0,99        | 81,82                                      | 8,08             | 28,28             | 80,81          |
| <b>Peaches</b>   |                                 |                  |                   |                |             |  |                  |                   |                |
| Del Monte - Peach halves in light syrup (398 ml)   | 3,01                            | 2,30             | 2,89              | 2,15           | 2,64        | 13,83                                      | (12,88)          | 9,47              | (18,56)        |
| Del Monte - Sliced peaches (398 ml)  | 3,24                            | 2,30             | 2,89              | 2,15           | 2,09        | 55,22                                      | 10,05            | 38,28             | 2,87           |
| <b>Stawberry jam</b>   |                                 |                  |                   |                |             |  |                  |                   |                |
| Kraft - Pure Strawberry Jam (250 ml)   | 3,94                            | 3,10             | 3,23              | 2,69           | 2,66        | 48,31                                      | 16,69            | 21,58             | 1,25           |
| Habitant - Pure Strawberry Jam Homestyle (500 ml)  | 5,30                            | 3,02             | 3,68              | 3,07           | 2,92        | 81,65                                      | 3,43             | 26,24             | 5,32           |
| <b>13 - Other vegetables and vegetable preparations</b>  |                                 |                  |                   |                |             |  |                  |                   |                |
| <b>Canned stew</b>   |                                 |                  |                   |                |             |  |                  |                   |                |
| Puritan - Meatball stew (665 g)  | 4,93                            | 4,40             | 5,27              | 4,39           | 4,19        | 17,66                                      | 5,01             | 25,78             | 4,77           |
| <b>Kernel corn (Canada choice)</b>   |                                 |                  |                   |                |             |  |                  |                   |                |
| Green Giant (341 ml)   | 2,30                            | 1,53             | 1,94              | 1,41           | 1,27        | 81,98                                      | 20,95            | 53,36             | 11,46          |

**Table 1 - Price comparison of 148 food products in Nunavik, the Magdalen Islands, the James Bay area, the Lower North Shore and the Québec City area, 2006 (continued)**

| Main Food Product Categories<br>Secondary Food Product Categories<br>Characteristics of Products | Average Price in Grocery Stores |                  |                   |                |             | Price difference with the Québec City area |                  |                   |                |
|--|---------------------------------|------------------|-------------------|----------------|-------------|--|------------------|-------------------|----------------|
|  | Nunavik                         | Magdalen Islands | Lower North Shore | James Bay area | Québec City | Nunavik                                    | Magdalen Islands | Lower North Shore | James Bay area |
|  | (\$)                            | (\$)             | (\$)              | (\$)           | (\$)        | (%)  | (%)              | (%)               | (%)            |
| <b>Peas (Canada choice)</b>  |                                 |                  |                   |                |             |  |                  |                   |                |
| Del Monte (284 ml)   | 1,80                            | 1,14             | 1,29              | 1,17           | 1,07        | 69,01                                      | 7,04             | 21,13             | 9,86           |
| Del Monte (398 ml)   | 2,48                            | 1,48             | 1,49              | 1,46           | 1,34        | 85,07                                      | 10,07            | 11,19             | 8,96           |
| <b>14 - Condiments, spices and vinegar</b>   |                                 |                  |                   |                |             |  |                  |                   |                |
| <b>Mayonnaise</b>  |                                 |                  |                   |                |             |  |                  |                   |                |
| Hellmann's (475 ml)  | 5,38                            | 3,61             | 4,42              | 3,24           | 2,99        | 79,93                                      | 20,74            | 47,83             | 8,36           |
| <b>Mustard</b>   |                                 |                  |                   |                |             |  |                  |                   |                |
| French's - Prepared Mustard Squeezable (225 ml)  | 2,61                            | 1,78             | 1,79              | 1,76           | 1,69        | 54,56                                      | 5,33             | 5,92              | 4,14           |
| <b>Salad dressing</b>  |                                 |                  |                   |                |             |  |                  |                   |                |
| Kraft - Miracle Whip (475 ml)  | 4,95                            | 3,22             | 3,86              | 3,14           | 2,99        | 65,70                                      | 7,53             | 28,99             | 5,02           |
| Kraft - Miracle Whip (950 ml)  | 8,59                            | 5,57             | 6,29              | 5,19           | 4,97        | 73,08                                      | 12,08            | 26,69             | 4,53           |
| <b>Tomato ketchup</b>  |                                 |                  |                   |                |             |  |                  |                   |                |
| Heinz (375 ml)   | 3,82                            | 2,71             | 2,93              | 2,62           | 2,57        | 49,06                                      | 5,65             | 14,23             | 2,14           |
| Heinz (1 l)  | 7,22                            | 4,75             | 5,71              | 4,59           | 3,87        | 86,77                                      | 22,90            | 47,74             | 18,76          |
| <b>15 - Sugar and sugar preparations</b>   |                                 |                  |                   |                |             |  |                  |                   |                |
| <b>Hot Chocolat Mix</b>  |                                 |                  |                   |                |             |  |                  |                   |                |
| Carnation - Hot Chocolate Mix "Rich chocolate"   | 4,84                            | 3,78             | 3,39              | 3,17           | 2,82        | 71,63                                      | 34,04            | 20,21             | 12,41          |
| <b>Natural Granulated Sugar</b>  |                                 |                  |                   |                |             |  |                  |                   |                |
| Lantic or Redpath (900 g)  | 2,87                            | 2,19             | 2,89              | 2,35           | 1,99        | 43,97                                      | 10,05            | 45,23             | 18,09          |
| Lantic or Redpath (2 kg)   | 4,88                            | 2,94             | 4,29              | 2,94           | 2,42        | 101,24                                     | 21,32            | 77,17             | 21,32          |

**Table 1 - Price comparison of 148 food products in Nunavik, the Magdalen Islands, the James Bay area, the Lower North Shore and the Québec City area, 2006 (continued)**

| Main Food Product Categories<br>Secondary Food Product Categories<br>Characteristics of Products | Average Price in Grocery Stores |                  |                   |                |             | Price difference with the Québec City area |                  |                   |                |
|--|---------------------------------|------------------|-------------------|----------------|-------------|--|------------------|-------------------|----------------|
|  | Nunavik                         | Magdalen Islands | Lower North Shore | James Bay area | Québec City | Nunavik                                    | Magdalen Islands | Lower North Shore | James Bay area |
|  | (\$)                            | (\$)             | (\$)              | (\$)           | (\$)        | (%)  | (%)              | (%)               | (%)            |
| <b>16 - Coffee and tea</b>   |                                 |                  |                   |                |             |  |                  |                   |                |
| <b>Ground coffee</b>   |                                 |                  |                   |                |             |  |                  |                   |                |
| Maxwell House (300 g)  | 6,42                            | 4,71             | 5,14              | 4,47           | 4,49        | 42,87                                      | 4,79             | 14,55             | (0,45)         |
| Maxwell House - Original roast (326 g)   | 6,48                            | 4,71             | 4,49              | 4,47           | 4,49        | 44,32                                      | 4,79             | -                 | (0,45)         |
| <b>Instant coffee</b>  |                                 |                  |                   |                |             |  |                  |                   |                |
| Maxwell House (200 g)  | 9,89                            | 6,64             | 8,04              | 6,49           | 5,74        | 72,30                                      | 15,59            | 40,07             | 13,07          |
| <b>Orange Pekoe Tea</b>  |                                 |                  |                   |                |             |  |                  |                   |                |
| Tetley (72 bags)   | 6,77                            | 4,71             | 5,59              | 4,62           | 4,62        | 46,79                                      | 2,06             | 21,13             | 0,11           |
| Red Rose (72 bags)   | 6,64                            | 4,61             | 5,44              | 4,55           | 4,46        | 49,09                                      | 3,44             | 22,06             | 2,09           |
| Salada (72 bags)   | 6,48                            | 5,03             | 5,52              | 4,54           | 4,49        | 44,29                                      | 12,03            | 23,01             | 1,11           |
| <b>17 - Fats and oils</b>  |                                 |                  |                   |                |             |  |                  |                   |                |
| <b>Shortening</b>  |                                 |                  |                   |                |             |  |                  |                   |                |
| Crisco - All Vegetable Shortening (454 g)  | 3,22                            | 2,30             | 3,29              | 2,15           | 2,22        | 45,05                                      | 3,60             | 48,20             | (3,15)         |
| Tenderflake - Pure Lard (454 g)  | 3,31                            | 2,36             | 2,66              | 2,19           | 2,29        | 44,54                                      | 3,06             | 16,16             | (4,37)         |
| <b>Vegetable Oil</b>   |                                 |                  |                   |                |             |  |                  |                   |                |
| Crisco (1,89 litre)  | 10,09                           | 6,61             | 7,82              | 6,42           | 6,54        | 54,31                                      | 0,99             | 19,57             | (1,83)         |
| <b>18 - Soup</b>   |                                 |                  |                   |                |             |  |                  |                   |                |
| <b>Canned Tomato Soup</b>  |                                 |                  |                   |                |             |  |                  |                   |                |
| Campbell's (284 ml)  | 1,57                            | 1,17             | 1,36              | 1,18           | 1,09        | 43,73                                      | 7,34             | 24,77             | 8,26           |



**Table 1 - Price comparison of 148 food products in Nunavik, the Magdalen Islands, the James Bay area, the Lower North Shore and the Québec City area, 2006 (continued)**

| Main Food Product Categories<br>Secondary Food Product Categories<br>Characteristics of Products | Average Price in Grocery Stores |                  |                   |                |             | Price difference with the Québec City area |                  |                   |                |
|--|---------------------------------|------------------|-------------------|----------------|-------------|--|------------------|-------------------|----------------|
|  | Nunavik                         | Magdalen Islands | Lower North Shore | James Bay area | Québec City | Nunavik                                    | Magdalen Islands | Lower North Shore | James Bay area |
|  | (\$)                            | (\$)             | (\$)              | (\$)           | (\$)        | (%)  | (%)              | (%)               | (%)            |
| <b>Dried soup</b>  |                                 |                  |                   |                |             |  |                  |                   |                |
| Lipton - Chicken noodle soup mix (2 pouches) (   | 2,70                            | 2,10             | 2,28              | 1,79           | 1,82        | 48,60                                      | 15,43            | 25,62             | (1,38)         |
| Lipton - Chicken noodle soup mix (4 pouches) (   | 4,52                            | 2,93             | 3,84              | 3,09           | 2,69        | 68,09                                      | 8,92             | 42,75             | 14,87          |
| Lipton - Soupworks (110 g)   | 3,88                            | 2,86             | 3,27              | 3,19           | 2,72        | 43,03                                      | 5,34             | 20,44             | 17,50          |
| <b>Instant noodles</b>   |                                 |                  |                   |                |             |  |                  |                   |                |
| Gattuso - Instant snack in a cup (65 g)  | 1,56                            | 1,07             | 1,16              | 1,04           | 0,88        | 77,11                                      | 21,02            | 31,82             | 18,18          |
| <b>19 - Infant or junior foods</b>   |                                 |                  |                   |                |             |  |                  |                   |                |
| <b>Baby food</b>   |                                 |                  |                   |                |             |  |                  |                   |                |
| Heinz (128 ml)   | 1,42                            | 0,97             | 1,16              | 0,89           | 0,67        | 111,94                                     | 44,78            | 73,13             | 32,84          |
| <b>Baby Formula</b>  |                                 |                  |                   |                |             |  |                  |                   |                |
| Enfalac - Infant Formula Powder (\$/100 g)   | 3,69                            | 2,84             | 3,51              | 3,26           | 3,03        | 21,78                                      | (6,27)           | 15,84             | 7,59           |
| <b>20 - Other food preparations</b>  |                                 |                  |                   |                |             |  |                  |                   |                |
| <b>Coffee whitener</b>   |                                 |                  |                   |                |             |  |                  |                   |                |
| Carnation - Coffee Mate Whitener Substitute (4   | 5,94                            | 4,56             | 4,74              | 4,34           | 3,94        | 50,76                                      | 15,74            | 20,30             | 10,15          |
| <b>Fruit Drink Crystals</b>  |                                 |                  |                   |                |             |  |                  |                   |                |
| Kool-Aid - Sugar sweetened drink mix (517 g)   | 5,48                            | 3,89             | 4,24              | 3,59           | 3,52        | 55,49                                      | 10,41            | 20,34             | 1,89           |
| <b>Instant pudding</b>   |                                 |                  |                   |                |             |  |                  |                   |                |
| Jell-O (106 g)   | 1,96                            | 1,17             | 1,19              | 1,16           | 1,12        | 76,08                                      | 4,93             | 6,73              | 4,04           |
| <b>Jelly powder</b>  |                                 |                  |                   |                |             |  |                  |                   |                |
| Jell-O (85 g)  | 1,16                            | 0,82             | 0,96              | 0,83           | 0,75        | 54,67                                      | 9,33             | 28,00             | 10,67          |

**Table 1 - Price comparison of 148 food products in Nunavik, the Magdalen Islands, the James Bay area, the Lower North Shore and the Québec City area, 2006 (continued)**

| Main Food Product Categories<br>Secondary Food Product Categories<br>Characteristics of Products | Average Price in Grocery Stores |                  |                   |                |             | Price difference with the Québec City area |                  |                   |                |
|--|---------------------------------|------------------|-------------------|----------------|-------------|--|------------------|-------------------|----------------|
|  | Nunavik                         | Magdalen Islands | Lower North Shore | James Bay area | Québec City | Nunavik                                    | Magdalen Islands | Lower North Shore | James Bay area |
|  | (\$)                            | (\$)             | (\$)              | (\$)           | (\$)        | (%)  | (%)              | (%)               | (%)            |
| <b>Microwave Popping Corn</b>  |                                 |                  |                   |                |             |  |                  |                   |                |
| Orville redenbacher's (3 x 99 g)   | 4,83                            | 2,71             | 3,24              | 2,87           | 2,54        | 90,16                                      | 6,69             | 27,56             | 12,99          |
| <b>Peanut butter</b>   |                                 |                  |                   |                |             |  |                  |                   |                |
| Kraft (500 g)  | 5,31                            | 3,58             | 4,54              | 3,54           | 3,42        | 55,49                                      | 4,69             | 33,04             | 3,66           |
| Skippy (500 g)   | 4,69                            | 3,77             | 2,85              | 3,22           | 3,39        | 38,35                                      | 11,21            | (15,93)           | (5,01)         |
| <b>Potato Chips</b>  |                                 |                  |                   |                |             |  |                  |                   |                |
| Pringles (163 g)   | 3,46                            | 2,19             | 2,79              | 2,19           | 1,99        | 73,62                                      | 10,05            | 40,20             | 10,05          |
| Lays - various flavors (230 g)   | 4,85                            | 2,91             | 3,29              | 2,84           | 2,69        | 80,30                                      | 8,18             | 22,30             | 5,58           |
| Ruffles - various flavors (300 g)  | 5,23                            | 2,99             | 3,29              | 2,99           | 3,07        | 70,64                                      | (2,45)           | 7,34              | (2,45)         |
| <b>21 - Non-alcoholic beverages</b>  |                                 |                  |                   |                |             |  |                  |                   |                |
| <b>Fruit Drinks</b>  |                                 |                  |                   |                |             |  |                  |                   |                |
| Sunny Delight - Citrus Beverage (1,6 l)  | 8,29                            | 2,19             | 3,97              | 2,35           | 2,39        | 246,86                                     | (8,37)           | 66,11             | (1,67)         |
| Fruité - Drink (Orange) (2 l)  | 7,87                            | 2,35             | 5,39              | 2,49           | 2,19        | 259,13                                     | 7,08             | 146,12            | 13,70          |
| <b>Soft Drinks</b>   |                                 |                  |                   |                |             |  |                  |                   |                |
| Pepsi (2 l)  | 3,91                            | 2,49             | 2,94              | 2,14           | 1,89        | 106,70                                     | 31,75            | 55,56             | 13,23          |
| Pepsi - 1 can (355 ml)   | 1,58                            | 0,75             | 0,93              | 0,75           | 0,59        | 167,55                                     | 27,12            | 56,78             | 27,12          |
| Pepsi - Case (12 cans)   | 18,04                           | 7,74             | 7,49              | 5,49           | 4,99        | 261,47                                     | 55,11            | 50,10             | 10,02          |
| Coke (2 l)   | 3,91                            | 2,49             | 2,93              | 2,14           | 1,89        | 106,70                                     | 31,75            | 54,85             | 13,23          |
| Coke - 1 can (355 ml)  | 1,74                            | 0,75             | 0,95              | 0,75           | 0,59        | 195,16                                     | 27,12            | 61,02             | 27,12          |
| Coke - Case (12 cans)  | 23,88                           | 7,44             | 6,68              | 5,49           | 5,04        | 373,81                                     | 47,62            | 32,54             | 8,93           |
| <b>Average</b>   | <b>5,27</b>                     | <b>3,58</b>      | <b>3,93</b>       | <b>3,49</b>    | <b>3,30</b> | <b>59,82</b>                               | <b>8,58</b>      | <b>19,12</b>      | <b>5,95</b>    |

**Table 2 - Comparison of prices for the most popular snowmobile models between Kuujuaq, the Magdalen Islands, the James Bay area, the Lower North Shore and the Québec City area, 2006**

| Model name (2006 models) | Dealer's average Price  |                               |                                |                             |                          | Price difference with the Québec City area |                  |                   |                |
|--------------------------|-------------------------|-------------------------------|--------------------------------|-----------------------------|--------------------------|--|------------------|-------------------|----------------|
|                          | Nunavik <sup>1, 2</sup> | Magdalen Islands <sup>3</sup> | Lower North Shore <sup>4</sup> | James Bay area <sup>5</sup> | Québec City <sup>6</sup> | Nunavik                                    | Magdalen Islands | Lower North Shore | James Bay area |
|                          | (\$)                    | (\$)                          | (\$)                           | (\$)                        | (\$)                     | (%)  | (%)              | (%)               | (%)            |
| <b>Polaris models</b>    |                         |                               |                                |                             |                          |  |                  |                   |                |
| Trail Touring Deluxe     | 9 109,00                |                               | 8 097,00                       | 7 999,00                    | 7 799,00                 | 16,80                                      |                  | 3,82              | 2,56           |
| 340 Touring              | 8 109,00                |                               | 7 097,00                       | 6 999,00                    | 6 899,00                 | 17,54                                      |                  | 2,87              | 1,45           |
| Trail RMK 136"           | 9 009,00                |                               | 7 997,00                       | 7 899,00                    | 7 699,00                 | 17,02                                      |                  | 3,87              | 2,60           |
| Wide Trak LX             | 10 809,00               |                               | 9 797,00                       | 9 699,00                    | 9 449,00                 | 14,39                                      |                  | 3,68              | 2,65           |
| <b>Yamaha models</b>     |                         |                               |                                |                             |                          |  |                  |                   |                |
| Bravo Long Track         | 5 609,00                | 4 799,00                      | 4 597,00                       | 4 499,00                    | 4 499,00                 | 24,67                                      | 6,67             | 2,18              | -              |
| Viking 540 II            | 10 409,00               | 9 599,00                      | 9 397,00                       | 9 299,00                    | 9 299,00                 | 11,94                                      | 3,23             | 1,05              | -              |
| <b>Arctic Cat models</b> |                         |                               |                                |                             |                          |  |                  |                   |                |
| F7 Firecat Sno Pro       | 12 909,00               |                               | 11 897,00                      | 11 085,00                   | 11 398,00                | 13,26                                      |                  | 4,38              | (2,75)         |
| Crossfire 700            | 13 109,00               |                               | 12 097,00                      | 11 269,00                   | 11 598,00                | 13,03                                      |                  | 4,30              | (2,84)         |
| Panther 370              | 7 309,00                |                               | 6 297,00                       | 5 933,00                    | 6 398,00                 | 14,24                                      |                  | (1,58)            | (7,27)         |
| Bearcat 570              | 9 309,00                |                               | 8 297,00                       | 7 773,00                    | 8 098,00                 | 14,95                                      |                  | 2,46              | (4,01)         |
| Bearcat 660 WT           | 12 809,00               |                               | 11 797,00                      | 10 993,00                   | 11 398,00                | 12,38                                      |                  | 3,50              | (3,55)         |
| <b>Bombardier models</b> |                         |                               |                                |                             |                          |  |                  |                   |                |
| Skandic SUV 550 F        | 12 497,00               |                               | 11 349,00                      | 10 749,00                   | 10 255,00                | 21,86                                      |                  | 10,67             | 4,82           |
| Skandic LT 440           | 10 649,40               |                               | 9 646,00                       | 8 699,00                    | 8 680,00                 | 22,69                                      |                  | 11,13             | 0,22           |
| GTX Sport 500            | 11 809,00               |                               |                                | 10 049,00                   | 9 855,00                 | 19,83                                      |                  |                   | 1,97           |
| <b>Average</b>           | <b>10 246,74</b>        |                               | <b>9 104,77</b>                | <b>8 781,71</b>             | <b>8 808,86</b>          | <b>16,32</b>                               |                  | <b>3,36</b>       | <b>(0,31)</b>  |

1. The total price for Polaris, Yamaha and Arctic Cat models in Kuujuaq includes the air transport fee, which is \$1,110,15 per snowmobiles.

2. The retail price for Bombardier snowmobiles in Kuujuaq includes the sealift transport fees.

3. The retail price in the Magdalen includes transport fees of \$300,00. The dealer is located in Cap-aux-Meules.

4. The dealers of Polaris Yamaha and Arctic Cats snowmobiles are located in Sept-Îles. The retail price includes transport fees by road to Natashquan. Fees for a snowmobile are calculated as follows: (\$75,00 + 13,5% rate for gasoline) + taxes. Thus, an amount of \$98,00 is added to each snowmobile. Bombardier snowmobile are sold by Northern Stores in La Romaine. The retail price includes transport.

5. The retail price the James Bay area includes transport and preparation fees. The dealers are located in Amos

6. The dealer's retail price in Québec City includes transport and preparation fees.

**Table 3 - Price comparison of gasoline price cost between Nunavik, the Magdalen Islands, the James Bay area, the Lower North Shore of St.Lawrence River and the Québec City area, 2006**

|                              | Average Price at the pump |                               |                                |                             |                          | Price difference with the Québec City area |                  |                   |                |
|------------------------------|---------------------------|-------------------------------|--------------------------------|-----------------------------|--------------------------|--|------------------|-------------------|----------------|
|                              | Nunavik <sup>1</sup>      | Magdalen Islands <sup>2</sup> | Lower North Shore <sup>3</sup> | James Bay area <sup>4</sup> | Québec City <sup>5</sup> | Nunavik                                    | Magdalen Islands | Lower North Shore | James Bay area |
| Unleaded Gasoline Pump Price | (\$)                      | (\$)                          | (\$)                           | (\$)                        | (\$)                     | (%)  | (%)              | (%)               | (%)            |
| <b>Average</b>               | <b>1,44</b>               | <b>1,01</b>                   | <b>1,20</b>                    | <b>0,970</b>                | <b>0,978</b>             | <b>47,24</b>                               | <b>3,27</b>      | <b>22,70</b>      | <b>(0,85)</b>  |

1. Average price in the 14 villages of Nunavik (11 FCNQ dealers and 3 Shell dealers) for the period starting September 2005 until August

2. Average unleaded gasoline price from January to December 2005. Source: Irving Petroleum, January 2006.

3. Average unleaded gasoline price from April to August 2006

4. Average unleaded gasoline price from April 2005 to May 2006. Source: Esso Gas Station, Matagami

5. Average unleaded gasoline price (self-service) from January to December 2005. Source: Régie de l'Énergie du Québec, January 2006.

**Table 3a - Price comparison of gasoline price cost between Nunavik, the Magdalen Islands, the James Bay area, the Lower North Shore and the Québec City area, average price September 2006**

|                              | Average Price at the pump |                               |                                |                             |                          | Price difference with the Québec City area |                  |                   |                |
|------------------------------|---------------------------|-------------------------------|--------------------------------|-----------------------------|--------------------------|--|------------------|-------------------|----------------|
|                              | Nunavik <sup>1</sup>      | Magdalen Islands <sup>2</sup> | Lower North Shore <sup>2</sup> | James Bay area <sup>2</sup> | Québec City <sup>3</sup> | Nunavik                                    | Magdalen Islands | Lower North Shore | James Bay area |
| Unleaded Gasoline Pump Price | (\$)                      | (\$)                          | (\$)                           | (\$)                        | (\$)                     | (%)  | (%)              | (%)               | (%)            |
| <b>Average</b>               | <b>1,60</b>               | <b>0,957</b>                  | <b>1,12</b>                    | <b>0,906</b>                | <b>0,894</b>             | <b>78,97</b>                               | <b>7,05</b>      | <b>25,28</b>      | <b>1,34</b>    |

1. average price in the 14 villages of Nunavik (3 Shell dealers at \$1,69 and 11 FCNQ dealers at \$1,57) from September 2006 until August 2007.

2. Average price of three weekly surveys in each town of the study supplement between September 13th and October 3rd.

3. Average price of three weekly surveys in Sainte-Foy between September 13th and October 3rd.

**Table 4 - Price comparison of various hunting and fishing gears between Nunavik, the Magdalen Islands, the James Bay area, the Lower North Shore and the Québec City area, 2006**

| Articles categories<br>Articles                                   | Average price |        |                     |                         |                   | Difference with the Québec City area |         |        |                     |                         |                   |
|---|---------------|--------|---------------------|-------------------------|-------------------|--------------------------------------|---------|--------|---------------------|-------------------------|-------------------|
|   | Nunavik       |        | Magdalen<br>Isalnds | Lower<br>North<br>Shore | James Bay<br>area | Québec<br>City                       | Nunavik |        | Magdalen<br>Isalnds | Lower<br>North<br>Shore | James Bay<br>area |
|   | HSP 1         | autres |                     |                         |                   |                                      | HSP     | autres |                     |                         |                   |
|   | \$            | \$     | \$                  | \$                      | \$                |                                      | %       | %      | %                   | %                       | %                 |
| <b>Butane propane Mix Camping Gas</b>                             |               |        |                     |                         |                   |                                      |         |        |                     |                         |                   |
| Propane bottle Coleman 1 l  | 10,74         | 6,72   | 8,99                | 4,99                    | 3,99              | 169,17                               | 68,42   | 125,31 | 25,06               |                         |                   |
| Liquid fuel Coleman 3,8 l   | 23,79         | 13,99  | 10,99               | 10,99                   | 11,99             | 98,42                                | 16,68   | (8,34) | (8,34)              |                         |                   |
| <b>Flashlight</b>   |               |        |                     |                         |                   |                                      |         |        |                     |                         |                   |
| Garrity Rubber Tuff Lite (avec 2 bat. D)                          | 18,49         | 12,99  | 19,99               | 15,99                   | 11,99             | 54,21                                | 8,34    | 66,72  | 33,36               |                         |                   |
| <b>Amunition</b>  |               |        |                     |                         |                   |                                      |         |        |                     |                         |                   |
| <b>Cartridge</b>  |               |        |                     |                         |                   |                                      |         |        |                     |                         |                   |
| Winchester 22 long rifle high velocity x 50 cartridges            | 2,50          | 4,62   | 4,95                | 3,32                    | 2,11              | 2,15                                 | 16,55   | 115,38 | 130,77              |                         | (1,63)            |
| Winchester 22 Magnum x 50 cartridges                              | 9,00          | 12,99  | 12,95               | 15,49                   | 8,52              | 8,45                                 | 6,57    | 53,82  | 53,35               |                         | 0,89              |
| Winchester 308 win 180 gr. Power point x 20 cartridges            | 19,00         | 31,27  | -                   | 33,99                   | 18,81             | 17,25                                | 10,18   | 81,33  |                     |                         | 9,08              |
| Winchester 222 REM 40 gr. Ballistic Silverstrip x 20 cartridges   | 14,00         | 21,52  | -                   | -                       |                   | 20,11                                | (30,38) | 7,01   |                     |                         |                   |
| Winchester 30-06 150 gr. Power point x 20 cartridges              | 19,00         | 25,69  | 24,95               | 27,47                   | 16,68             | 17,25                                | 10,18   | 48,97  | 44,68               |                         | (3,28)            |
| <b>Bullets</b>  |               |        |                     |                         |                   |                                      |         |        |                     |                         |                   |
| Federal 12 gauge 3" 1 1/8 oz. 32 gr. 2 shot diameter x 25 bullets | 19,00         | 23,99  | 18,95               | 16,95                   | 19,95             |                                      | 19,12   | 50,41  | 18,81               | 6,27                    | 25,08             |
| Kent 12 gauge 3" 1 1/8 oz. X 25 bullets                           |               |        |                     |                         |                   | 15,95                                |         |        |                     |                         |                   |

1. HSP: Hunters Support Program

**Table 5 - Price comparison of 17 household products in Nunavik, the Magdalen Islands, the James Bay area, the Lower North Shore and the Québec City area, 2006**

| Main Household Product Categories<br>Secondary Household Product Categories<br>Characteristics of Products | Average Price in Grocery Stores |                  |                   |                |             | Price difference with the Québec City area |                  |                   |                |
|--|---------------------------------|------------------|-------------------|----------------|-------------|--|------------------|-------------------|----------------|
|  | Nunavik                         | Magdalen Islands | Lower North Shore | James Bay area | Québec City | Nunavik                                    | Magdalen Islands | Lower North Shore | James Bay area |
|  | (\$)                            | (\$)             | (\$)              | (\$)           | (\$)        | (%)  | (%)              | (%)               | (%)            |
| <b>1 - Cleaning products</b>   |                                 |                  |                   |                |             |  |                  |                   |                |
| <b>Bleach</b>  |                                 |                  |                   |                |             |  |                  |                   |                |
| Javex (3,6 litres)   | 6,49                            | 3,01             | 3,14              | 2,76           | 2,54        | 155,51                                     | 18,50            | 23,62             | 8,66           |
| <b>Dishwashing Liquid</b>  |                                 |                  |                   |                |             |  |                  |                   |                |
| Sunlight (500 ml)  | 3,15                            | 2,09             | 2,24              | 1,99           | 1,99        | 58,46                                      | 5,03             | 12,73             | -              |
| Sunlight (950 ml)  | 5,58                            | 3,04             | 3,72              | 2,89           | 2,82        | 98,29                                      | 7,99             | 32,27             | 2,66           |
| Palmolive (625 ml)   | 4,90                            | 2,71             | 3,69              | 2,99           | 2,86        | 71,53                                      | (5,13)           | 29,17             | 4,67           |
| <b>Fabric softener</b>   |                                 |                  |                   |                |             |  |                  |                   |                |
| Bounce (40 sheets)   | 5,35                            | 4,39             | 4,29              | 3,59           | 3,49        | 53,30                                      | 25,79            | 22,92             | 2,87           |
| Bounce (80 sheets)   | 9,42                            | 6,95             | 7,98              | 6,64           | 6,32        | 49,14                                      | 10,06            | 26,37             | 5,15           |
| <b>Glass cleaner</b>   |                                 |                  |                   |                |             |  |                  |                   |                |
| Johnson's - Windex Glass Cleaner (765 ml)  | 7,52                            | 4,71             | 5,28              | 4,34           | 3,99        | 88,47                                      | 17,92            | 32,33             | 8,77           |
| <b>Powder detergent</b>  |                                 |                  |                   |                |             |  |                  |                   |                |
| Sunlight (3,3 kg)  | 16,10                           | 12,48            | 13,98             | 12,12          | 9,12        | 76,59                                      | 36,92            | 53,34             | 32,97          |
| Tide - original (2,2 kg)   | 15,47                           | 8,39             | 11,07             | 9,19           | 8,12        | 90,38                                      | 3,28             | 36,27             | 13,13          |

**Table 5 - Price comparison of 17 household products in Nunavik, the Magdalen Islands, the James Bay area, the Lower North Shore and the Québec City area, 2006 (continued)**

| Main Food Household Categories<br>Secondary Food Household Categories<br>Characteristics of Products | Average Price in Grocery Stores |                  |                   |                |             | Price difference with the Québec City area |                  |                   |                |
|--|---------------------------------|------------------|-------------------|----------------|-------------|--|------------------|-------------------|----------------|
|  | Nunavik                         | Magdalen Islands | Lower North Shore | James Bay area | Québec City | Nunavik                                    | Magdalen Islands | Lower North Shore | James Bay area |
|  | (\$)                            | (\$)             | (\$)              | (\$)           | (\$)        | (%)  | (%)              | (%)               | (%)            |
| <b>2 - Paper products</b>  |                                 |                  |                   |                |             |  |                  |                   |                |
| <b>Aluminium foil</b>  |                                 |                  |                   |                |             |  |                  |                   |                |
| Alcan (25 feet)  | 3,37                            | 2,51             | 3,99              | 2,59           | 2,19        | 53,65                                      | 14,61            | 82,19             | 18,26          |
| <b>Bathroom tissu</b>  |                                 |                  |                   |                |             |  |                  |                   |                |
| Cashmere - 2-ply 198 sheets per roll (8 units)   | 10,14                           | 7,90             | 4,99              | 4,24           | 3,94        | 157,26                                     | 100,38           | 26,65             | 7,61           |
| Merit Selection - 2-ply 198 sheets per roll (8 uni   | 4,99                            | 3,22             | 5,46              | 2,99           | 3,69        | 35,23                                      | (12,87)          | 47,97             | (18,97)        |
| <b>Facial tissues</b>  |                                 |                  |                   |                |             |  |                  |                   |                |
| Royale - 2-ply facial tissues (140 units)  | 2,65                            | 1,99             | 1,69              | 1,59           | 1,32        | 100,76                                     | 50,76            | 28,03             | 20,45          |
| Scotties - 2-ply facial tissues (144 units)  | 2,52                            | 1,68             | 1,96              | 1,49           | 1,29        | 95,09                                      | 30,23            | 51,94             | 15,50          |
| <b>Garbage bags</b>  |                                 |                  |                   |                |             |  |                  |                   |                |
| Glad - Easy-tie (10 bags)  | 5,20                            | 3,59             | 3,70              | 3,44           | 3,22        | 61,49                                      | 11,49            | 14,91             | 6,83           |
| Glad - Kitchen Catcher's white garbage bags (2   | 3,52                            | 3,67             | 3,69              | 3,45           | 3,46        | 1,73                                       | 6,07             | 6,65              | (0,29)         |
| <b>Papertowels</b>   |                                 |                  |                   |                |             |  |                  |                   |                |
| Scottowel - ( 2-ply 64 sheets per roll) (2 units)  | 4,75                            | 3,99             | 4,29              | 3,29           | 3,04        | 56,09                                      | 31,09            | 41,12             | 8,22           |
| <b>Average</b>   | <b>7,31</b>                     | <b>4,29</b>      | <b>5,47</b>       | <b>4,38</b>    | <b>4,09</b> | <b>78,89</b>                               | <b>4,89</b>      | <b>33,84</b>      | <b>7,06</b>    |

**Table 6 - Price comparison of 15 personal care products in Nunavik, the Magdalen Islands, the James Bay area, the Lower North Shore and the Québec City area, 2006**

| Main Personal Care Product Categories<br>Secondary Personal Care Product Categories<br>Characteristics of Products | Average Price in Grocery Stores |                  |                   |                |             | Price difference with the Québec City area |                  |                   |                |
|--|---------------------------------|------------------|-------------------|----------------|-------------|--|------------------|-------------------|----------------|
|  | Nunavik                         | Magdalen Islands | Lower North Shore | James Bay area | Québec City | Nunavik                                    | Magdalen Islands | Lower North Shore | James Bay area |
|  | (\$)                            | (\$)             | (\$)              | (\$)           | (\$)        | (%)  | (%)              | (%)               | (%)            |
| <b>1 - Baby products</b>   |                                 |                  |                   |                |             |  |                  |                   |                |
| <b>Baby oil</b>  |                                 |                  |                   |                |             |  |                  |                   |                |
| Johnson's (414 ml)   | 6,25                            | 5,01             | 6,09              | 3,89           | 4,29        | 45,69                                      | 16,78            | 41,96             | (9,32)         |
| <b>Diapers</b>   |                                 |                  |                   |                |             |  |                  |                   |                |
| Pampers - Baby-dry (34 diapers)  | 18,23                           | 19,89            | 23,99             | 16,94          | 15,94       | 14,34                                      | 24,75            | 50,47             | 6,25           |
| Huggies - Baby-shaped (24 diapers)   | 19,79                           | 20,59            | 19,99             | 16,29          | 13,73       | 44,10                                      | 49,93            | 45,56             | 18,62          |
| <b>2 - Hygiene products</b>  |                                 |                  |                   |                |             |  |                  |                   |                |
| <b>Feminine pads</b>   |                                 |                  |                   |                |             |  |                  |                   |                |
| Always - Maxi pads (28 pads)   | 7,82                            | 5,36             | 6,49              | 4,99           | 4,46        | 75,51                                      | 20,27            | 45,62             | 11,97          |
| Always - Maxi overnight (14 pads)  | 7,01                            | 5,69             | 6,30              | 4,49           | 4,44        | 57,88                                      | 28,15            | 41,89             | 1,13           |
| Allways - Ultra Thin (18 pads)   | 7,52                            | 5,36             | 6,28              | 4,49           | 4,39        | 71,27                                      | 22,10            | 42,94             | 2,28           |
| Kotex Maxi (24 pads)   | 7,32                            | 5,01             | 6,11              | 5,19           | 4,22        | 73,38                                      | 18,51            | 44,67             | 22,89          |
| Kotex Ultra Thin (22 pads)   | 7,44                            | 4,72             | 6,17              | 5,19           | 4,24        | 75,52                                      | 11,32            | 45,52             | 22,41          |
| <b>Mouthwash</b>   |                                 |                  |                   |                |             |  |                  |                   |                |
| Scope (1 litre)  | 8,69                            | 6,28             | 6,23              | 5,19           | 4,86        | 78,81                                      | 29,22            | 28,19             | 6,79           |
| <b>Soap and deodorant bars</b>   |                                 |                  |                   |                |             |  |                  |                   |                |
| Irish Spring (3 x 90 g)  | 3,52                            | 2,44             | 2,92              | 2,24           | 2,27        | 55,35                                      | 7,51             | 28,92             | (1,10)         |
| Ivory (3 x 90 g)   | 2,36                            | 1,53             | 1,74              | 1,38           | 1,29        | 82,69                                      | 18,22            | 34,88             | 6,98           |
| <b>Tampons</b>   |                                 |                  |                   |                |             |  |                  |                   |                |
| Tampax Tampons (Regular) (10 units)  | 7,51                            | 5,00             | 3,99              | 5,07           | 4,44        | 69,18                                      | 12,61            | (10,14)           | 14,19          |
| Tampax Tampons (Super) (20 units)  | 7,20                            | 5,03             | 6,79              | 5,07           | 4,44        | 62,16                                      | 13,29            | 52,93             | 14,19          |
| <b>Tootpaste</b>   |                                 |                  |                   |                |             |  |                  |                   |                |
| Crest - With Fluoristat (Regular) (75 ml)  | 1,94                            | 1,27             | 1,59              | 1,62           | 1,24        | 56,34                                      | 2,42             | 28,23             | 30,65          |
| Colgate total (75 ml)  | 2,52                            | 1,94             | 2,39              | 1,63           | 1,47        | 72,21                                      | 32,42            | 63,14             | 11,26          |
| <b>Average</b>   | <b>6,89</b>                     | <b>5,36</b>      | <b>6,50</b>       | <b>5,27</b>    | <b>4,89</b> | <b>41,06</b>                               | <b>9,70</b>      | <b>33,06</b>      | <b>7,83</b>    |





