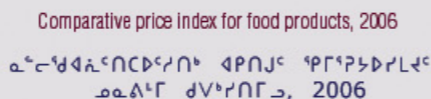


A photograph showing three people sitting around a campfire in a snowy, mountainous area. The person on the left is wearing a dark jacket and blue jeans. The person in the middle is wearing a dark jacket and a blue beanie. The person on the right is wearing a dark jacket and a blue beanie. They are all looking towards the camera. The background shows a snowy mountain range.

$\sigma^{\circ} \dot{P}^C$ 57- \rightarrow $\gamma^C \Delta \Gamma^b$ $\gamma P \cap \gamma^b \gamma^C$
 $\gamma^b \dot{L}^C$ \dot{m}^C $\Delta P \cap \sigma^{\circ} \gamma^C$ $\dot{m} \Delta \Gamma$

The study compared the prices of 199 food products sold in stores in Nunavik and in the Quebec City area. The results demonstrated that a typical food basket worth \$100 in Quebec City costs \$157 in Nunavik, representing a difference of 57%. The prices of certain products help to paint a picture of the situation in Nunavik. For example, a grade A whole chicken sells for \$9.75/kg in Nunavik and \$4.16/kg in the Quebec City area. In addition to this price difference, several meat products in Nunavik may only be purchased frozen while they are available fresh in Quebec City. Large differences also exist for the prices of milk, milk products, fresh fruit and vegetables, as well as household and personal care products.



The study demonstrated that the average price of a snowmobile is 15% higher in Kuujuaq compared with the Quebec City area. Snowmobile operation costs are also higher in Nunavik due to the intensive use of this type of equipment and the cost of gasoline. The price of regular unleaded gasoline was \$1.44 per litre in Nunavik (between September 2005 and August 2006) compared with 97.8¢ per litre in the Quebec City area (January to December 2005), which represents a difference of 47%.

[illegible]

A photograph of a traditional Inuit kayak (qajaqsut) model. The kayak is a narrow, elongated wooden boat with a pointed prow and stern. A person is seated inside, holding a long paddle. Two harpoon heads are shown separately, one on the left and one on the right, both featuring a central shaft and two curved blades. The entire scene is set against a plain, light-colored background.

L⁹7D¹C Δ⁹6²σ4P¹σ² 25->74Γ⁶
75->74J¹C 4P2σ⁹Y¹ σσΔ¹Γ

[illegible]

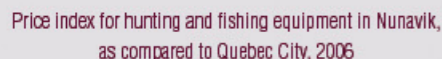
ሆኔ የጋራ ሰብአዊ ጥቅም ላይ የዋለውን ልማት ማረጋገጥና ማጠናከር በሚችል መንገድ ማድረግ ይገባል።

[illegible]

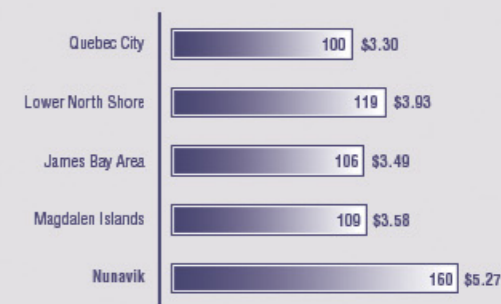
The *Nunavik Comparative Price Index 2006* was expanded to cover three other remote regions of Québec. The prices for food, household and personal care products, as well as hunting and fishing equipment in Nunavik and the Quebec City Area were compared with prices paid on the Magdalen Islands, in the James Bay area and along the Lower North Shore. This comparison demonstrated major price differences.

The expanded study compared the prices of 148 food products sold in the five regions. The results demonstrated that a typical food basket worth \$100 in Quebec City costs on average \$160 in Nunavik, \$119 in La Romaine, \$106 in Matagami and \$109 in Cap-aux-Meules. Similar results were obtained for most staple consumer goods, including household and personal care products.

The study also showed considerable differences in the price of gasoline. Weekly data collected in September 2006 demonstrated that, compared with the Quebec City area, regular unleaded gasoline was 79% more expensive in Nunavik, 25% more expensive in La Romaine, 7% more expensive in Cap-aux-Meules and roughly the same price in Mataqami.



ዴሞክራሲና ጥበቃ ምክር ቤት
፪፻፶፱ ዓ.ም. ሰኔ ፳፻፲፱ ዓ.ም. ለ፳፻፲፱ ዓ.ም. 2006

[illegible]

Variation in food prices between Nunavik and
different regions of Québec, 2006

[illegible]